



**IN THE EVENT OF A COLLISION**



In the event of a collision

## **IT'S AS EASY AS 1-2-3**

- 1** Call SGI for an eligible  
Direct Repair claim # **306-683-2100**
- 2** Book an appointment with us at  
**Mann-Northway Cadillac # 306-765-2200**
- 3** Drive your vehicle to  
**Mann-Northway Cadillac Collision Center**

**It's your right to choose  
where your vehicle is repaired.**

**Choose a Cadillac Certified Repair Center.**



**CLAIM CENTER  
306-683-2100**

**Mann Northway Collision Center**

500 Marquis Road,  
Prince Albert, SK

S6V 8B3

**306-765-2200**



## YOUR CADILLAC CERTIFIED REPAIR FACILITY IS LOCATED RIGHT HERE AT MANN-NORTHWAY

There are many things to consider when getting your Cadillac repaired. Is the shop certified? Is the technician qualified? Do they use authentic Cadillac GM parts? Will they get my Cadillac back to its pre-accident condition? When you use a Cadillac Certified Repair Facility the answer is yes to all of the above!

### STRUCTURAL PARTS FOR ORIGINAL STRENGTH

Insist on the safety and reliability of Original Equipment from GM Genuine Parts for your Cadillac repair.

### STRUCTURAL PARTS

General Motors uses advanced materials such as Ultra-High-Strength Steel (UHSS) and aluminum to help ensure your Buick repairs meet strict safety requirements. Each of these materials need to be repaired with care and precision. That's why it's important to follow GM-approved repair procedures and use new GM Genuine Parts when structural repairs are necessary.

GM Original Equipment replacement collision parts are designed to retain a vehicle's safe structure with materials that exactly match the original specs and standards of the vehicle. UHSS offers rigidity, corrosion resistance, strength-to-weight ratio, and the potential for safety gains over other materials. It's high-quality steel for a high-quality finished repair.

Additionally, GM offers uniquely engineered OEM solutions for front- and rear-end collisions that can be installed using predetermined fix locations, such as die marks or factory seams.

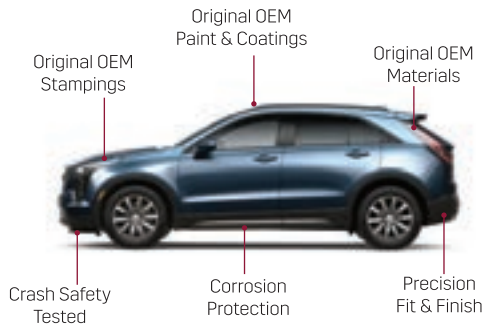
**OUR FACILITY CAN REPAIR YOUR VEHICLE TO THE  
CADILLAC LEVEL OF QUALITY.**



## GM GENUINE PART SUPPORT KITS

For example, front and rear engineered support kits for the 2019–20 Chevrolet Silverado and GMC Sierra are designed to simplify what otherwise could be difficult work. These comprehensive assemblies are necessary for the repair of many front- and rear-end collisions and also help technicians achieve proper, safe, and time saving repairs.

This kind of engineering foresight, coupled with high quality materials, allows for quicker, complete repairs, and a quicker, safer return to the road.



\*Based on the Crash Part Certification Study by the Department of Consumer Affairs and Bureau of Automotive Repair (BAR), in consultation with the California Department of Insurance.

## KEEPING YOUR CADILLAC LIKE NEW

Keeping your Cadillac “like new” helps ensure you’ll get the greatest return on your investment at the time of resale. Also, if you lease your Cadillac, you’ll be expected to return it “up to standard,” otherwise, you may be required to pay additional termination charges. Authentic collision repair parts by GM help protect you and your investment, and help minimize the possibility that your vehicle will lose some of its value unnecessarily.



**IT’S YOUR RIGHT  
TO CHOOSE WHERE  
YOUR VEHICLE  
IS REPAIRED.**

**CHOOSE**



to restore your vehicle to  
its original factory standards.



Our fully equipped collision repair shops can handle your auto body repair needs. We operate closely with insurance companies to ensure that your vehicle returns to a like-new state quickly. The paint shop works tirelessly to match all colours and trims, yielding a factory-quality finish. From a mild fender bender to a more serious car crash, no one likes a car accident. Allow our trained professionals to complete your automobile restoration to manufacturer-specified standards.

## WHY CHOOSE AN AUTOCANADA COLLISION CENTRE?

In the unfortunate event of an accident, trust an AutoCanada Collision Centre to take the utmost care in repairing your vehicle. With several locations and our vast coast-to-coast network of dealers, we can expedite repairs so your vehicle is returned as good as new in no time to the highest level in accordance with modern industry & OEM standards.

We know every manufacturer builds its vehicles differently. Our goal at AutoCanada Collision is to repair your vehicle back to the way it was built, the way it was meant to be.



Complimentary  
Repair Estimates



Windshield &  
Glass Repair



Paint  
Refinishing



Interior & Exterior  
Details



Dent Removal



Valet & Car Rental



Our highly skilled certified technicians are I-Car Professionals who take pride in their work and are continually upgrading their education and training to ensure they execute the highest quality repairs. Membership in professional trade associations indicate that our facility is keeping up with the latest repair techniques and procedures.



## DETAILED & RESPONSIBLE CARE

We are proud to host environmentally friendly waterborne paint technology at all our Collision Centres instead of using materials containing harsh chemicals. Our certified technicians offer consistent, professional and accurate auto repair services using environmentally friendly practices in order to better serve your vehicle and the community.

# WHEN YOU ARE IN AN ACCIDENT

Fill this in as soon after the accident as you can to help you make your report

Time:	Weather:	Date:	Light: (dawn, dusk, dark, day)
-------	----------	-------	--------------------------------

The Highway Traffic Act requires the driver of a vehicle involved in an accident to give written information to anyone who was injured or whose property was damaged.

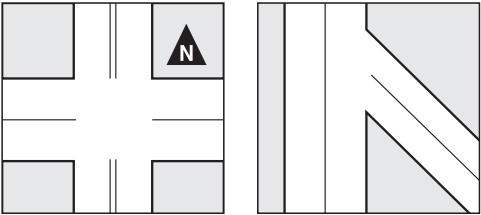
## OTHER DRIVER

Name:	Vehicle make and model:		
Address:	Vehicle body type (sedan, hatchback, etc.):		
Telephone:	Licence plate:	Province/State	
Vehicle owner's name (if not the driver):	Expiration:		
Vehicle owner's address:	Insurance company:		
Driver's licence:	Policy number:	Agent:	
Expiration:	Address:		

## THE ACCIDENT

What happened? Describe damage to vehicles and property
What injuries did people have?

Complete this diagram using arrows to indicate direction of vehicles that collided and location at point of contact



**Diagram**  
**D** - Driver  
**1** - Other Driver #1  
**2** - Other Driver #2



**Take photos of everything that might assist in reporting the collision:**  
The accident scene and surrounding area, including vehicle positions, collision points, skid marks, debris field, nearby signs/ signals and physical injuries.

# WHEN YOU ARE IN AN ACCIDENT

Fill this in as soon after the accident as you can to help you make your report.

## WITNESSES

Witness name:

Address:

Telephone:

Witness name:

Address:

Telephone:

Witness name:

Address:

Telephone:

## POLICE

Report to the police within seven days if the collision involves:

- › Fatality
- › Serious injury (meaning someone was hospitalized)
- › Unlicensed driver or unregistered vehicle
- › Unidentified vehicle (e.g., hit and run)
- › Failure to obtain particulars from the other party
- › Suspected use of drugs or alcohol by the other driver

You do NOT have to report to the police if only property damage was sustained, no matter the value of the damage.

Police officer's name:

Badge number:

Police file #:

Detachment telephone:


## GLASS & WINDSHIELD REPAIR

At some point in your vehicle's lifetime you may require glass or windshield repair or replacement. Your vehicle's glass and windshields can become cracked, chipped, or scratched in the course of daily use. Windshields will also deteriorate over time due to factors like the sun, dirty windshield wipers and general debris from the road.

Our glass repair services include:

- ✓ Front & rear windshield repairs
- ✓ Windshield replacement
- ✓ Safety system recalibration
- ✓ Car window & power window repairs
- ✓ Competitive pricing & insurance claims assistance (if required)

Whether you require a simple glass repair, or a full windshield replacement our specialist team of auto glass technicians are here to help.



## **TOTAL LOSS** COVERAGE

### **Total Loss Savings, Compliments of AutoCanada Collision Centres.**

We understand the stresses involved with having your car deemed a total loss by your insurance company and we would like to help.

If your covered vehicle has been brought to an AutoCanada Collision Centre and is deemed a total loss by your insurance company, present this certificate to entitle you to receive a \$500 discount off the purchase price of any new or pre-owned vehicle from any AutoCanada dealership location.

**Client Name:** \_\_\_\_\_

**Insurer:** \_\_\_\_\_

**Claim #:** \_\_\_\_\_

**AutoCanada Collision Centre Representative:**

\_\_\_\_\_

For a full listing of AutoCanada locations visit:  
**[autocan.ca/dealerships](http://autocan.ca/dealerships)**

To redeem, this offer voucher must be presented to an AutoCanada Product Advisor or Sales Associate upon initial sales consultation. Some conditions apply. Not to be combined with any other offer.

**GLASS REPAIR / TOTAL LOSS PROTECTION**



500 Marquis Road,  
Prince Albert, SK  
S6V 8B3

Sales:  
306-765-2200

[mannnorthway.ca](http://mannnorthway.ca)



### Mann Northway Collision Center

500 Marquis Road,  
Prince Albert, SK  
S6V 8B3  
306-765-2200

### Collision Center Hours

Mon-Fri 8:00 am - 5:00 pm  
Sat-Sun Closed

[mannnorthway.ca/body-shop/](http://mannnorthway.ca/body-shop/)



A proud member of



## TRANSPORTATION SERVICES

**Keeping you mobile.**

AutoCanada Collision Centres offer the following convenient services to help keep you mobile and where you need to be while your vehicle is in for repair;

- ✓ Loaner and courtesy vehicles\*
- ✓ Shuttle services
- ✓ Convenient rental vehicle partnerships and arrangements

AutoCanada Vehicle Rental Partner



\* Some conditions apply. See your AutoCanada Collision Centre representative for full details of your insurance coverage and options.

These are some of the many insurance companies we have worked for, and continue to work with:

